

HELICOPTER SAFETY


Emergency/Critical Care Transport



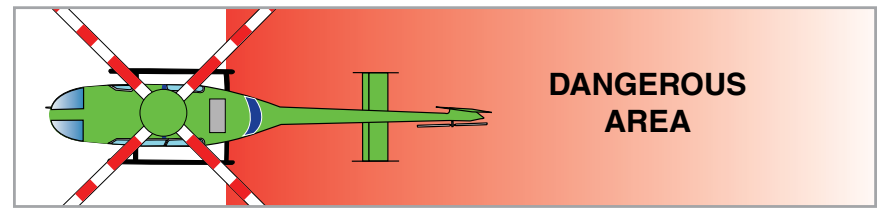
1-877-2-GET-AIRLIFE www.AIRLIFEDenver.com



LEADING HOSPITALS.
TRUSTED CARE.




DO NOT APPROACH HELICOPTER
unless signaled by pilot or crewmember.




DO NOT WALK BEHIND HELICOPTER
at any time due to tail rotor hazard.



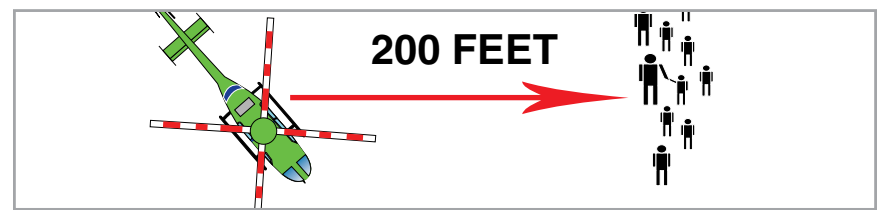
STAY IN PILOT'S VIEW
at all times when approaching the aircraft.



ONLY NECESSARY PERSONNEL
should approach helicopter.



DO NOT RAISE ANYTHING ABOVE YOUR HEAD
while in the vicinity of the helicopter.



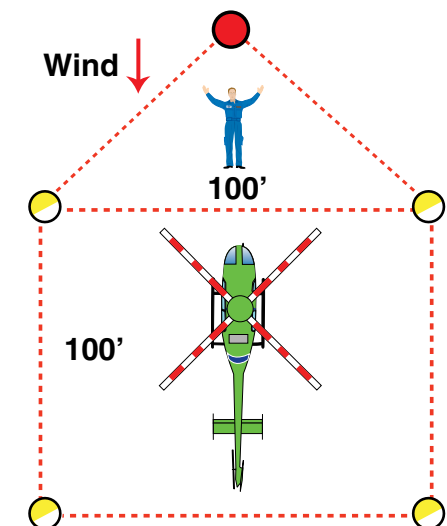
SPECTATORS MUST REMAIN WELL CLEAR
of the helicopter.



DO NOT OPEN OR CLOSE AIRCRAFT DOORS.
Crew members will direct the loading/unloading of patient.

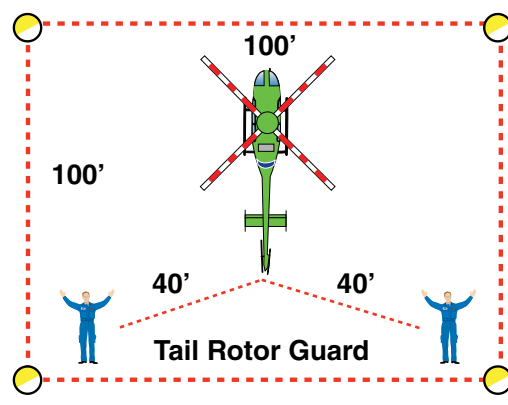


DO NOT SMOKE OR HAVE FIRE
within 50 yards of the helicopter.



Landing Zone Officer (LZO)


- 100 ft. x 100 ft. level and free of debris
- Obstruction free: no poles, wires, trees, etc.
- Identify obstacles in approach and departure path
- Secure LZ (bystanders at > 200 ft.)
- Wind at your back, arms up
- Exit LZ just prior to helicopter landing



Tail Rotor Guard (TRG)

After the helicopter has landed:

- Position yourself 40 ft. behind and to the left or right side of helicopter
- Do not allow anyone to approach from the rear or around the back of the helicopter
- Remain in position until helicopter is ready to depart or you are signaled by flight crew



PROTECT EYES

with safety goggles or turn head when helicopter is landing or departing.



1-877-2-GET-AIRLIFE
Local: 303-360-3400
www.AIRLIFEDenver.com
© 2008 HealthONE All Rights Reserved.

